

CONTUL DE EXECUTIE

A BUGETULUI INSTITUTIILOR PUBLICE SI ACTIVITATILOR FINANTATE INTEGRAL SAU PARTIAL DIN VENITURI PROPRII (DE SUBORDONARE LOCALA) -VENIT

la data de 31.12.2019

Cod 20

-lei-

Denumirea indicatorilor	Cod indicator	Prevederi bugetare		Drepturi constatate			Incasari realizate	Stingeri pe alte cai decat incasari	Drepturi constatate de incasat
		Initiale	Definitive	Total, din care:	din anii precedenti	din anul curent			
A	B	1	2	3=4+5	4	5	6	7	8=3-6-7
TOTAL VENITURI (cod 00.02+00.15+00.16+00.17+45.10+48.10)	000110	82,292,000	97,333,000	90,729,644	1,685,012	89,044,632	89,136,276	72,129	1,521,239
I. VENITURI CURENTE (cod 00.03+00.12)	0002	35,758,000	36,738,000	34,068,016	1,685,012	32,383,004	32,474,648	72,129	1,521,239
A. VENITURI FISCALE (cod 00.10)	0003								
A 4. IMPOZITE SI TAXE PE BUNURI SI SERVICII (cod 15.10)	0010								
Taxe pe servicii specifice (cod 15.10.01+15.10.50)	1510								
Alte taxe pe servicii specifice	151050								
C. VENITURI NEFISCALE (cod 00.13+00.14)	2900	35,758,000	36,738,000	34,068,016	1,685,012	32,383,004	32,474,648	72,129	1,521,239
C1. VENITURI DIN PROPRIETATE (cod 30.10+31.10)	3000	1,048,180	1,060,640	429,404	42,692	386,712	380,577	8,169	40,658
Venituri din proprietate (cod 30.10.05+30.10.08+30.10.09+30.10.50)	3010	1,048,180	1,060,640	429,404	42,692	386,712	380,577	8,169	40,658
Venituri din concesiuni si inchirieri (cod 30.10.05.30)	301005	1,019,920	1,032,380	421,235	34,523	386,712	380,577		40,658
Alte venituri din concesiuni si inchirieri de catre institutiile publice	30100530	1,019,920	1,032,380	421,235	34,523	386,712	380,577		40,658
Alte venituri din proprietate	301050	28,260	28,260	8,169	8,169			8,169	
C2. VANZARI DE BUNURI SI SERVICII (cod 33.10+34.10+35.10+36.10+37.10)	3300	34,709,820	35,677,360	33,638,612	1,642,320	31,996,292	32,094,071	63,960	1,480,581
Venituri din prestari de servicii si alte activitati (cod 33.10.05+33.10.08+33.10.09+33.10.13+ 33.10.14+ 33.10.16+33.10.17+33.10.19 la 33.10.21+33.10.30 la 33.10.32+33.10.50)	3310	34,200,430	34,874,830	33,024,179	1,642,320	31,381,859	31,479,638	63,960	1,480,581
Taxe si alte venituri in invatamant	331005	4,485,910	4,484,910	2,742,082	43,803	2,698,279	2,730,683		11,399
Venituri din prestari de servicii	331008	4,014,000	4,414,000	4,548,907	203,685	4,345,222	4,492,159		56,748
Contributia elevilor si studentilor pentru internate, camine si cantine.	331014	2,074,230	2,084,230	1,402,306	4,055	1,398,251	1,398,801		3,505

A	B	1	2	3=4+5	4	5	6	7	8=3-6-7
Venituri din valorificarea produselor obtinute din activitatea proprie sau anexa	331016	204,000	124,000	126,000	4,859	121,141	123,542		2,458
Venituri din organizarea de cursuri de calificare si conversie profesionala, specializare si perfectionare	331017	40,710	40,710	35,268		35,268	35,268		
Venituri din serbari si spectacole scolare, manifestari culturale, artistice si sportive	331019	270,000	270,000	276,724	4,581	272,143	211,905	63,960	859
Venituri din contractele incheiate cu casele de asigurari sociale de sanatate	331021	17,300,000	17,050,000	17,831,882	1,341,090	16,490,792	16,558,181		1,273,701
Venituri din contractele incheiate cu directiile de sanatate publica din sume alocate de la bugetul de stat	331030	3,250,000	4,050,000	3,795,269		3,795,269	3,795,269		
Alte venituri din prestari de servicii si alte activitati	331050	2,561,580	2,356,980	2,265,741	40,247	2,225,494	2,133,830		131,911
Diverse venituri (cod 36.10.04+36.10.32+36.10.50)	3610	370,580	627,580	470,649		470,649	470,649		
Alte venituri	361050	370,580	627,580	470,649		470,649	470,649		
Transferuri voluntare, altele decat subventiile (cod 37.10.01+37.10.03+37.10.04+37.10.50)	3710	138,810	174,950	143,784		143,784	143,784		
Donatii si sponsorizari	371001	104,810	140,950	137,784		137,784	137,784		
Varsaminte din sectiunea de functionare pentru finantarea sectiunii de dezvoltare a bugetului local (cu semnul minus)	371003	-50,000	-50,000	-54,620		-54,620	-54,620		
Varsaminte din sectiunea de functionare	371004	50,000	50,000	54,620		54,620	54,620		
Alte transferuri voluntare	371050	34,000	34,000	6,000		6,000	6,000		
IV. SUBVENTII (cod 00.18)	4100	46,534,000	60,595,000	56,661,628		56,661,628	56,661,628		
SUBVENTII DE LA ALTE NIVELE ALE ADMINISTRATIEI PUBLICE (cod 42.10+43.10)	0018	1,476,000	4,178,000	3,338,464		3,338,464	3,338,464		
Subventii de la alte administratii (cod 43.10.09+43.10.10+43.10.14 la 43.10.17+43.10.19 + 43.10.25 la 43.10.27+43.10.31+43.10.32+43.10.33+43.10.35)	4310	46,534,000	60,595,000	56,661,628		56,661,628	56,661,628		
Subventii pentru institutii publice	431009	26,058,000	37,217,000	34,303,306		34,303,306	34,303,306		
Subventii din bugetele locale pentru finantarea cheltuielilor curente din domeniul sanatatii	431010	1,000,000	1,200,000	1,110,000		1,110,000	1,110,000		
Subventii din bugetele locale pentru finantarea cheltuielilor de capital in domeniul sanatatii	431014	284,000	482,000	480,938		480,938	480,938		
Sume din bugetul de stat catre bugetele locale pentru finantarea investitiilor in sanatate (cod 43.10.16.01 la 43.10.16.03)	431016		2,553,000	2,550,000		2,550,000	2,550,000		
Sume din bugetul de stat catre bugetele locale pentru finantarea aparaturii medicale si echipamentelor de comunicatii in urgenta in sanatate	43101601		2,553,000	2,550,000		2,550,000	2,550,000		
Subventii pentru institutii publice destinate sectiunii de dezvoltare	431019	1,192,000	1,143,000	307,526		307,526	307,526		

A	B	1	2	3=4+5	4	5	6	7	8=3-6-7
Subventii din bugetul Fondului national unic de asigurari sociale de sanatate pentru acoperirea cresterilor salariale	431033	18,000,000	18,000,000	17,909,858		17,909,858	17,909,858		
VENITURILE SECTIUNII DE FUNCTIONARE (cod 00.02+00.16+00.17) - TOTAL	000110	80,766,000	93,105,000	87,336,560	1,685,012	85,651,548	85,743,192	72,129	1,521,239
I. VENITURI CURENTE (cod 00.03+00.12)	0002	35,708,000	36,688,000	34,013,396	1,685,012	32,328,384	32,420,028	72,129	1,521,239
A. VENITURI FISCALE(cod 00.10)	0003								
A4. IMPOZITE SI TAXE PE BUNURI SI SERVICII (cod 15.10)	0010								
Taxe pe servicii specifice (cod 15.10.01+15.10.50)	1510								
Alte taxe pe servicii specifice	151050								
C. VENITURI NEFISCALE (cod 00.13+00.14)	2900	35,708,000	36,688,000	34,013,396	1,685,012	32,328,384	32,420,028	72,129	1,521,239
C1. VENITURI DIN PROPRIETATE (cod 30.10 +31.10)	3000	1,048,180	1,060,640	429,404	42,692	386,712	380,577	8,169	40,658
Venituri din proprietate (cod 30.10.05+30.10.08+30.10.09+30.10.50)	3010	1,048,180	1,060,640	429,404	42,692	386,712	380,577	8,169	40,658
Venituri din concesiuni si inchirieri (cod 30.10.05.30)	301005	1,019,920	1,032,380	421,235	34,523	386,712	380,577		40,658
Alte venituri din concesiuni si inchirieri de catre institutiile publice	30100530	1,019,920	1,032,380	421,235	34,523	386,712	380,577		40,658
Alte venituri din proprietate	301050	28,260	28,260	8,169	8,169			8,169	
C2. VANZARI DE BUNURI SI SERVICII (cod 33.10+34.10+35.10+36.10+37.10)	3300	34,659,820	35,627,360	33,583,992	1,642,320	31,941,672	32,039,451	63,960	1,480,581
Venituri din prestari de servicii si alte activitati (cod33.10.05+33.10.08+33.10.09+33.10.13+ 33.10.14 +33.10.16+33.10.17 +33.10.19 la 33.10.21+33.10.30 la 33.10.32+33.10.50)	3310	34,200,430	34,874,830	33,024,179	1,642,320	31,381,859	31,479,638	63,960	1,480,581
Taxe si alte venituri in invatamant	331005	4,485,910	4,484,910	2,742,082	43,803	2,698,279	2,730,683		11,399
Venituri din prestari de servicii	331008	4,014,000	4,414,000	4,548,907	203,685	4,345,222	4,492,159		56,748
Contributia elevilor si studentilor pentru internate, camine si cantine.	331014	2,074,230	2,084,230	1,402,306	4,055	1,398,251	1,398,801		3,505
Venituri din valorificarea produselor obtinute din activitatea proprie sau anexa	331016	204,000	124,000	126,000	4,859	121,141	123,542		2,458
Venituri din organizarea de cursuri de calificare si conversie profesionala, specializare si perfectionare	331017	40,710	40,710	35,268		35,268	35,268		
Venituri din serbari si spectacole scolare, manifestari culturale, artistice si sportive	331019	270,000	270,000	276,724	4,581	272,143	211,905	63,960	859
Venituri din contractele incheiate cu casele de asigurari sociale de sanatate	331021	17,300,000	17,050,000	17,831,882	1,341,090	16,490,792	16,558,181		1,273,701
Venituri din contractele incheiate cu directiile de sanatate publica din sume alocate de la bugetul de stat	331030	3,250,000	4,050,000	3,795,269		3,795,269	3,795,269		
Alte venituri din prestari de servicii si alte activitati	331050	2,561,580	2,356,980	2,265,741	40,247	2,225,494	2,133,830		131,911
Diverse venituri (cod 36.10.04+36.10.32+36.10.50)	3610	370,580	627,580	470,649		470,649	470,649		

A	B	1	2	3=4+5	4	5	6	7	8=3-6-7
Alte venituri	361050	370,580	627,580	470,649		470,649	470,649		
Transferuri voluntare, altele decât subvențiile (cod 37.10.01+37.10.03+37.10.50)	3710	88,810	124,950	89,164		89,164	89,164		
Donatii si sponsorizari	371001	104,810	140,950	137,784		137,784	137,784		
Varsaminte din sectiunea de functionare pentru finantarea sectiunii de dezvoltare a bugetului local (cu semnul minus)	371003	-50,000	-50,000	-54,620		-54,620	-54,620		
Alte transferuri voluntare	371050	34,000	34,000	6,000		6,000	6,000		
IV. SUBVENTII (cod 00.18)	4100	45,058,000	56,417,000	53,323,164		53,323,164	53,323,164		
SUBVENTII DE LA ALTE NIVELE ALE ADMINISTRATIEI PUBLICE (cod 42.10+43.10)	0018	45,058,000	56,417,000	53,323,164		53,323,164	53,323,164		
Subventii de la alte administratii (cod 43.10.09+43.10.10+43.10.15+43.10.33+43.10.35)	4310	45,058,000	56,417,000	53,323,164		53,323,164	53,323,164		
Subventii pentru institutii publice	431009	26,058,000	37,217,000	34,303,306		34,303,306	34,303,306		
Subventii din bugetele locale pentru finantarea cheltuielilor curente din domeniul sanatatii	431010	1,000,000	1,200,000	1,110,000		1,110,000	1,110,000		
Subventii din bugetul Fondului national unic de asigurari sociale de sanatate pentru acoperirea cresterilor salariale	431033	18,000,000	18,000,000	17,909,858		17,909,858	17,909,858		
VENITURILE SECTIUNII DE DEZVOLTARE (cod 00.02+00.15+00.16+00.17+45.10+48.10) - TOTAL	000110	1,526,000	4,228,000	3,393,084		3,393,084	3,393,084		
I. VENITURI CURENTE (cod 00.12)	0002	50,000	50,000	54,620		54,620	54,620		
C. VENITURI NEFISCALE (cod 00.14)	2900	50,000	50,000	54,620		54,620	54,620		
C2. VANZARI DE BUNURI SI SERVICII (cod 36.10+37.10)	3300	50,000	50,000	54,620		54,620	54,620		
Transferuri voluntare, altele decât subvențiile (cod 37.10.04)	3710	50,000	50,000	54,620		54,620	54,620		
Varsaminte din sectiunea de functionare	371004	50,000	50,000	54,620		54,620	54,620		
IV. SUBVENTII (cod 00.18)	4100	1,476,000	4,178,000	3,338,464		3,338,464	3,338,464		
SUBVENTII DE LA ALTE NIVELE ALE ADMINISTRATIEI PUBLICE (cod 42.10+43.10)	0018	1,476,000	4,178,000	3,338,464		3,338,464	3,338,464		
Subventii de la alte administratii (cod 43.10.14+43.10.16+43.10.17+43.10.19 + 43.10.25 la 43.10.27+43.10.31+43.10.32+43.10.35)	4310	1,476,000	4,178,000	3,338,464		3,338,464	3,338,464		
Subventii din bugetele locale pentru finantarea cheltuielilor de capital in domeniul sanatatii	431014	284,000	482,000	480,938		480,938	480,938		
Sume din bugetul de stat catre bugetele locale pentru finantarea investitiilor în sanatate (cod 43.10.16.01 la 43.10.16.03)	431016		2,553,000	2,550,000		2,550,000	2,550,000		
Sume din bugetul de stat catre bugetele locale pentru finantarea aparaturii medicale si echipamentelor de comunicatii în urgenta în sanatate	43101601		2,553,000	2,550,000		2,550,000	2,550,000		
Subventii pentru institutii publice destinate sectiunii de	431019	1,192,000	1,143,000	307,526		307,526	307,526		

A	B	1	2	3=4+5	4	5	6	7	8=3-6-7
dezvoltare									

Conducatorul institutiei

CATALIN CHERECHES



Conducatorul compartimentului
financiar-contabil

CARMEN POP

Anexa 11

CONTUL DE EXECUTIE
A BUGETULUI INSTITUTIILOR PUBLICE SI ACTIVITATILOR FINANTATE INTEGRAL SAU PARTIAL DIN VENITURI PROPRII (DE SUBORDONARE LOCALA) -CHELTUIELI

la data de 31.12.2019

Cod 21

-lei-

Denumirea indicatorilor *)	Cod indicator	Credite de angajament		Credite bugetare		Angajamente bugetare	Angajamente legale	Plati efectuate	Angajamente legale de platit	Cheltuieli efective
		Initiale	Definitive	Initiale	Definitive					
A	B	1	2	3	4	5	6	7	8=6-7	9
TOTAL CHELTUIELI - SECTIUNEA DE FUNCTIONARE + SECTIUNEA DE DEZVOLTARE (cod 50.10+59.10+63.10+70.10+74.10+79.10)	4910		1,315,000	82,673,000	97,714,000	97,714,000	97,714,000	89,018,821	8,695,179	85,081,500
Partea III-a CHELTUIELI SOCIAL-CULTURALE (cod 65.10+66.10+67.10+68.10)	6310		315,000	62,443,000	73,534,000	73,534,000	73,534,000	66,485,806	7,048,194	63,505,000
Invatamant (cod 65.10.03 la 65.10.05+65.10.07+65.10.11+65.10.50)	6510		55,000	8,742,000	8,800,000	8,800,000	8,800,000	4,975,699	3,824,301	4,751,247
Invaatamant prescolar si primar (cod 65.10.03.01+65.10.03.02)	651003			4,142,000	4,148,200	4,148,200	4,148,200	2,509,429	1,638,771	2,450,089
Invatamant prescolar	65100301			4,142,000	4,148,200	4,148,200	4,148,200	2,509,429	1,638,771	2,450,089
Invatamant secundar (cod 65.10.04.01 la 65.10.04.03)	651004		55,000	4,600,000	4,651,800	4,651,800	4,651,800	2,466,270	2,185,530	2,301,158
Invatamant secundar inferior	65100401			350,000	357,800	357,800	357,800	71,791	286,009	30,824
Invatamant secundar superior	65100402		55,000	4,250,000	4,294,000	4,294,000	4,294,000	2,394,479	1,899,521	2,270,334
Sanatate (66.10.06+66.10.08+66.10.50)	6610			40,381,000	43,882,000	43,882,000	43,882,000	42,820,884	1,061,116	39,795,601
Servicii medicale in unitati sanitare cu paturi (cod 66.10.06.01+66.10.06.03)	661006			40,381,000	43,882,000	43,882,000	43,882,000	42,820,884	1,061,116	39,795,601
Spitale generale	66100601			40,381,000	43,882,000	43,882,000	43,882,000	42,820,884	1,061,116	39,795,601
Cultura, recreere si religie (cod 67.10.03+67.10.05+67.10.50)	6710		260,000	13,320,000	20,852,000	20,852,000	20,852,000	18,689,223	2,162,777	18,958,152
Servicii culturale (cod 67.10.03.03 la 67.10.03.07+67.10.03.09 la 67.10.03.11+67.10.03.15+67.10.03.30)	671003		160,000	5,520,000	6,824,000	6,824,000	6,824,000	6,293,040	530,960	6,179,884
Institutii publice de spectacole si concerte	67100304		160,000	5,520,000	6,824,000	6,824,000	6,824,000	6,293,040	530,960	6,179,884
Servicii recreative si sportive (cod 67.10.05.01)	671005		100,000	7,800,000	14,028,000	14,028,000	14,028,000	12,396,183	1,631,817	12,778,268
Sport	67100501		100,000	7,800,000	14,028,000	14,028,000	14,028,000	12,396,183	1,631,817	12,778,268

A	B	1	2	3	4	5	6	7	8=6-7	9
Partea IV-a SERVICII SI DEZVOLTARE PUBLICA, LOCUINTE, MEDIU SI APE (cod 70.10+74.10)	6910		1,000,000	20,230,000	24,180,000	24,180,000	24,180,000	22,533,015	1,646,985	21,576,500
Locuinte, servicii si dezvoltare publica (cod 70.10.03+70.10.04+70.10.50)	7010		1,000,000	20,230,000	24,180,000	24,180,000	24,180,000	22,533,015	1,646,985	21,576,500
Alte servicii in domeniul locuintelor, serviciilor si dezvoltarii comunale	701050		1,000,000	20,230,000	24,180,000	24,180,000	24,180,000	22,533,015	1,646,985	21,576,500
Partea a VII-a REZERVE, EXCEDENT/DEFICIT	9610		174,388,000	26,268,000						
EXCEDENT (98.10.96+98.10.97)	9810		87,194,000	13,134,000						
Excedentul sectiuni de functionare	981096		87,082,000	10,432,000						
Excedentul sectiunii de dezvoltare	981097		112,000	2,702,000						
DEFICIT (99.10.96+99.10.97)_	9910		-87,194,000	-13,134,000						
Deficitul sectiunii de functionare	991096		-87,082,000	-10,432,000						
Deficitul sectiunii de dezvoltare	991097		-112,000	-2,702,000						
CHELTUIELILE SECTIUNII DE FUNCTIONARE (cod 50.10+59.10+63.10+70.10+74.10+79.10)	4910		1,315,000	82,673,000	97,714,000	97,714,000	97,714,000	89,018,821	8,695,179	85,081,500
Partea III-a CHELTUIELI SOCIAL-CULTURALE (cod 65.10+66.10+67.10+68.10)	6310			61,917,000	70,356,000	70,356,000	70,356,000	63,339,850	7,016,150	63,044,008
Invatamant (cod 65.10.03 la 65.10.05+65.10.07+65.10.11+65.10.50)	6510			8,692,000	8,750,000	8,750,000	8,750,000	4,951,716	3,798,284	4,731,048
Invatamant prescolar si primar (cod 65.10.03.01+65.10.03.02)	651003			4,142,000	4,148,200	4,148,200	4,148,200	2,509,429	1,638,771	2,450,089
Invatamant prescolar	65100301			4,142,000	4,148,200	4,148,200	4,148,200	2,509,429	1,638,771	2,450,089
Invatamant secundar (cod 65.10.04.01 la 65.10.04.03)	651004			4,550,000	4,601,800	4,601,800	4,601,800	2,442,287	2,159,513	2,280,959
Invatamant secundar inferior	65100401			350,000	357,800	357,800	357,800	71,791	286,009	27,493
Invatamant secundar superior	65100402			4,200,000	4,244,000	4,244,000	4,244,000	2,370,496	1,873,504	2,253,466
Sanatate (66.10.06+66.10.08+66.10.50)	6610			40,097,000	40,847,000	40,847,000	40,847,000	39,789,946	1,057,054	39,388,238
Servicii medicale in unitati cu paturi (cod 66.10.06.01+66.10.06.03)	661006			40,097,000	40,847,000	40,847,000	40,847,000	39,789,946	1,057,054	39,388,238
Spitale generale	66100601			40,097,000	40,847,000	40,847,000	40,847,000	39,789,946	1,057,054	39,388,238
Cultura, recreere si religie (cod 67.10.03+67.10.05+67.10.50)	6710			13,128,000	20,759,000	20,759,000	20,759,000	18,598,188	2,160,812	18,924,722
Servicii culturale (cod 67.10.03.03 la 67.10.03.07+67.10.03.09 la 67.10.03.11+67.10.03.15+67.10.03.30)	671003			5,428,000	6,732,000	6,732,000	6,732,000	6,202,005	529,995	6,146,454
Instituti publice de spectacole si concerte	67100304			5,428,000	6,732,000	6,732,000	6,732,000	6,202,005	529,995	6,146,454
Servicii recreative si sportive (cod 67.10.05.01)	671005			7,700,000	14,027,000	14,027,000	14,027,000	12,396,183	1,630,817	12,778,268
Sport	67100501			7,700,000	14,027,000	14,027,000	14,027,000	12,396,183	1,630,817	12,778,268


A	B	1	2	3	4	5	6	7	8=6-7	9
Partea IV-a SERVICII SI DEZVOLTARE PUBLICA, LOCUINTE, MEDIU SI APE (cod 70.10+74.10)	6910			19,230,000	23,130,000	23,130,000	23,130,000	22,285,904	844,096	20,538,251
Locuinte, servicii si dezvoltare publica (cod 70.10.03+70.10.04+70.10.50)	7010			19,230,000	23,130,000	23,130,000	23,130,000	22,285,904	844,096	20,538,251
Alte servicii in domeniul locuintelor, serviciilor si dezvoltarii comunale	701050			19,230,000	23,130,000	23,130,000	23,130,000	22,285,904	844,096	20,538,251
Partea a VII-a REZERVE, EXCEDENT/DEFICIT	9610		174,164,000	20,864,000						
EXCEDENT (98.10.96)	9810		87,082,000	10,432,000						
Excedentul sectiunii de functionare	981096		87,082,000	10,432,000						
DEFICIT (99.10.96)	9910		-87,082,000	-10,432,000						
Deficitul sectiunii de functionare	991096		-87,082,000	-10,432,000						
CHELTUIELILE SECTIUNII DE DEZVOLTARE (cod 50.10+59.10+63.10+70.10+74.10+79.10)	4910		1,315,000	1,526,000	4,228,000	4,228,000	4,228,000	3,393,067	834,933	1,499,241
Partea III-a CHELTUIELI SOCIAL-CULTURALE (cod 65.10+66.10+67.10+68.10)	6310		315,000	526,000	3,178,000	3,178,000	3,178,000	3,145,956	32,044	460,992
Invatamant (cod 65.10.03 la 65.10.05+65.10.07+65.10.11+65.10.50)	6510		55,000	50,000	50,000	50,000	50,000	23,983	26,017	20,199
Invatamant secundar (cod 65.10.04.01 la 65.10.04.03)	651004		55,000	50,000	50,000	50,000	50,000	23,983	26,017	20,199
Invatamant secundar inferior	65100401									3,331
Invatamant secundar superior	65100402		55,000	50,000	50,000	50,000	50,000	23,983	26,017	16,868
Sanatate (66.10.06+66.10.08+66.10.50)	6610			284,000	3,035,000	3,035,000	3,035,000	3,030,938	4,062	407,363
Servicii medicale in unitati cu paturi (cod 66.10.06.01+66.10.06.03)	661006			284,000	3,035,000	3,035,000	3,035,000	3,030,938	4,062	407,363
Spitale generale	66100601			284,000	3,035,000	3,035,000	3,035,000	3,030,938	4,062	407,363
Cultura, recreere si religie (cod 67.10.03+67.10.05+67.10.50)	6710		260,000	192,000	93,000	93,000	93,000	91,035	1,965	33,430
Servicii culturale (cod 67.10.03.03 la 67.10.03.07+67.10.03.09 la 67.10.03.11+67.10.03.15+67.10.03.30)	671003		160,000	92,000	92,000	92,000	92,000	91,035	965	33,430
Institutii publice de spectacole si concerte	67100304		160,000	92,000	92,000	92,000	92,000	91,035	965	33,430
Servicii recreative si sportive (cod 67.10.05.01)	671005		100,000	100,000	1,000	1,000	1,000		1,000	
Sport	67100501		100,000	100,000	1,000	1,000	1,000		1,000	
Partea IV-a SERVICII SI DEZVOLTARE PUBLICA, LOCUINTE, MEDIU SI APE (cod 70.10+74.10)	6910		1,000,000	1,000,000	1,050,000	1,050,000	1,050,000	247,111	802,889	1,038,249
Locuinte, servicii si dezvoltare publica (cod 70.10.03+70.10.04+70.10.50)	7010		1,000,000	1,000,000	1,050,000	1,050,000	1,050,000	247,111	802,889	1,038,249

A	B	1	2	3	4	5	6	7	8=6-7	9
Alte servicii in domeniul locuintelor, serviciilor si dezvoltarii comunale	701050		1,000,000	1,000,000	1,050,000	1,050,000	1,050,000	247,111	802,889	1,038,249
Partea a VI-a REZERVE, EXCEDENT/DEFICIT	9610		224,000	5,404,000						
EXCEDENT (98.10.97)	9810		112,000	2,702,000						
Excedentul sectiunii de dezvoltare	981097		112,000	2,702,000						
DEFICIT (99.10.97)	9910		-112,000	-2,702,000						
Deficitul sectiunii de dezvoltare	991097		-112,000	-2,702,000						

Nota: Se detaliaza pe structura clasificatiei economice (Anexa 7)

Conducatorul institutiei

CATALIN CHERECHES



Conducatorul compartimentului

financiar-contabil

CARMEN POP

CONTUL DE EXECUTIE A BUGETULUI CREDITELOR INTERNE- CHELTUIELI

la data de 31.12.2019

Cod 21

-lei-

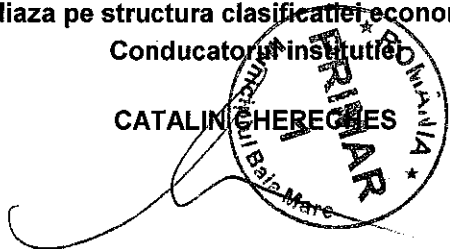
Denumirea indicatorilor *)	Cod indicator	Credite de angajament		Credite bugetare		Angajamente bugetare	Angajamente legale	Plati efectuate	Angajamente legale de platit	Cheltuieli efective
		Initiale	Definitive	Initiale	Definitive					
A	B	1	2	3	4	5	6	7	8=6-7	9
TOTAL CHELTUIELI (cod 50.07+59.07+63.07+70.07+74.07.79.07)	4907		225,262,000	13,807,000	30,000,000	19,368,919	16,481,252	16,481,252		
Partea a III-a CHELTUIELI SOCIAL-CULTURALE(cod 65.07+66.07+67.07+68.07)	6307			13,807,000						
Invatamant (cod 65.07.03 la cod 65.07.05+65.07.07+65.07.11+65.07.50)	6507			13,807,000						
Invatamant prescolar si primar (cod 65.07.03.01+65.07.03.02)	650703			1,289,000						
Invatamant prescolar	65070301			1,289,000						
Invatamant secundar (cod 65.07.04.01 la 65.07.04.03)	650704			12,518,000						
Invatamant secundar inferior	65070401			9,722,000						
Invatamant secundar superior	65070402			2,796,000						
Partea IV-a SERVICII SI DEZVOLTARE PUBLICA, LOCUINTE, MEDIU SI APE (cod 70.07+74.07)	6907		14,000,000		14,000,000	4,000,000	1,791,000	1,791,000		
Locuinte, servicii si dezvoltare publica (cod 70.07.03+70.07.05 la 70.07.07+70.07.50)	7007		14,000,000		14,000,000	4,000,000	1,791,000	1,791,000		
Locuinte (cod 70.07.03.01+70.07.03.30)	700703		4,000,000		4,000,000	4,000,000	1,791,000	1,791,000		
Dezvoltarea sistemului de locuinte	70070301		4,000,000		4,000,000	4,000,000	1,791,000	1,791,000		
Alte servicii în domeniile locuintelor, serviciilor si dezvoltarii comunale	700750		10,000,000		10,000,000					
Partea V-a ACTIUNI ECONOMICE (cod 80.07+81.07+83.07+84.07+ 87.07)	7907		211,262,000		16,000,000	15,368,919	14,690,252	14,690,252		
Transporturi (cod 84.07.03+ 84.07.06+84.07.50)	8407		211,262,000		16,000,000	15,368,919	14,690,252	14,690,252		
Transport rutier (cod 84.07.03.01 la 84.07.03.03)	840703		211,262,000		16,000,000	15,368,919	14,690,252	14,690,252		

A	B	1	2	3	4	5	6	7	8=6-7	9
Strazi	84070303		211,262,000		16,000,000	15,368,919	14,690,252	14,690,252		
CHELTUIELILE SECTIUNII DE DEZVOLTARE(cod 50.07+59.07+63.07+70.07+7407+79.07)	4907		225,262,000	13,807,000	30,000,000	19,368,919	16,481,252	16,481,252		
Partea III-a CHELTUIELI SOCIAL-CULTURALE (cod 65.07+66.07+67.07+68.07)	6307			13,807,000						
Invatamant (cod 65.07.03+65.07.04+65.07.05+65.07.07+61.07.11+65.07.50)	6507			13,807,000						
Invatamant prescolar si primar (cod 65.07.03.01+65.07.03.02)	650703			1,289,000						
Invatamant prescolar	65070301			1,289,000						
Invatamant secundar (cod 65.07.04.01+65.07.04.02+65.07.04.03)	650704			12,518,000						
Invatamant secundar inferior	65070401			9,722,000						
Invatamant secundar superior	65070402			2,796,000						
Partea IV-a SERVICII SI DEZVOLTARE PUBLICA, LOCUINTE, MEDIU SI APE (cod 70.07+74.07)	6907		14,000,000		14,000,000	4,000,000	1,791,000	1,791,000		
Locuinte, servicii si dezvoltare publica (cod 70.07.03+70.07.05+70.07.06+70.07.07+70.07.50)	7007		14,000,000		14,000,000	4,000,000	1,791,000	1,791,000		
Locuinte (cod 70.07.03.01+70.07.03.30)	700703		4,000,000		4,000,000	4,000,000	1,791,000	1,791,000		
Dezvoltarea sistemului de locuinte	70070301		4,000,000		4,000,000	4,000,000	1,791,000	1,791,000		
Alte servicii în domeniile locuintelor, serviciilor si dezvoltarii comunale	700750		10,000,000		10,000,000					
Partea V-a ACTIUNI ECONOMICE (cod 80.07+81.07+83.07+84.07+ 87.07)	7907		211,262,000		16,000,000	15,368,919	14,690,252	14,690,252		
Transporturi (cod 84.07.03+84.07.06+84.07.50D)	8407		211,262,000		16,000,000	15,368,919	14,690,252	14,690,252		
Transport rutier (cod 84.07.03.01 la 84.07.03.03)	840703		211,262,000		16,000,000	15,368,919	14,690,252	14,690,252		
Strazi	84070303		211,262,000		16,000,000	15,368,919	14,690,252	14,690,252		

Nota: Se detaliaza pe structura clasificatiei economice (Anexa 7)

Conducatorul institutiei

CATALIN CHEREGES



Conducatorul compartimentului
financiar-contabil
CARMEN POP

CONTUL DE EXECUTIE A BUGETULUI FONDURILOR EXTERNE NERAMBURSABILE- CHELTUIELI

la data de 31.12.2019

Cod 21


-lei-

Denumirea indicatorilor *)	Cod indicator	Credite de angajament		Credite bugetare		Angajamente bugetare	Angajamente legale	Plati efectuate	Angajamente legale de platit	Cheltuieli efective
		Initiale	Definitive	Initiale	Definitive					
A	B	1	2	3	4	5	6	7	8=6-7	9
TOTAL CHELTUIELI ALE SECTIUNII DE DEZVOLTARE (50.08+59.08+63.08+70.08+74.08+79.08)	4908									22,134
Partea III-a CHELTUIELI SOCIAL-CULTURALE (cod 65.08+66.08+67.08+68.08)	6308									22,134
Învatamant (cod 65.08.03 la 65.08.05+65.08.07+65.08.11+65.08.50)	6508									13,492
Învatamânt secundar (cod 65.08.04.01 la 65.08.04.03)	650804									13,492
Învatamânt secundar superior	65080402									13,492
Cultura, recreere si religie (cod 67.08.03+67.08.05+67.08.06+67.08.50)	6708									8,642
Alte servicii în domeniile culturii, recreerii si religiei	670850									8,642

Nota: Se detaliaza pe structura clasificatiei economice (Anexa 7)

Conducatorul institutiei

CATALIN CHERECHES

Conducatorul compartimentului
financiar-contabil
CARMEN POP